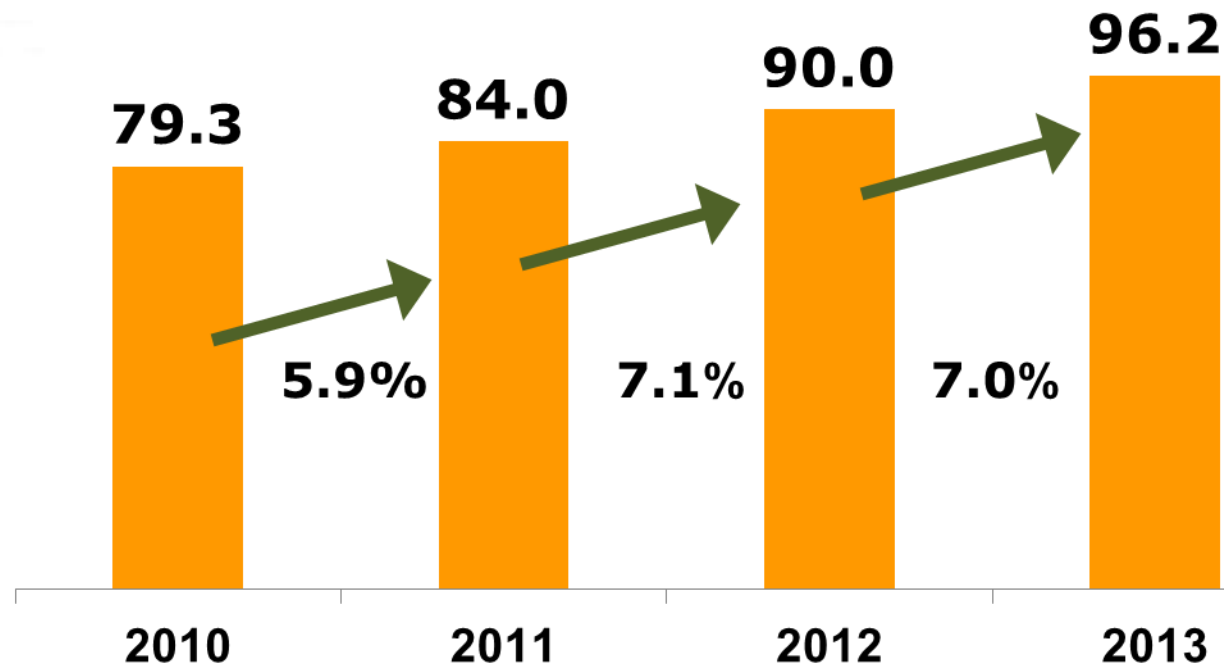


The global sales force has reached nearly 100 million !



Direct Selling Independent Contractors [Millions]



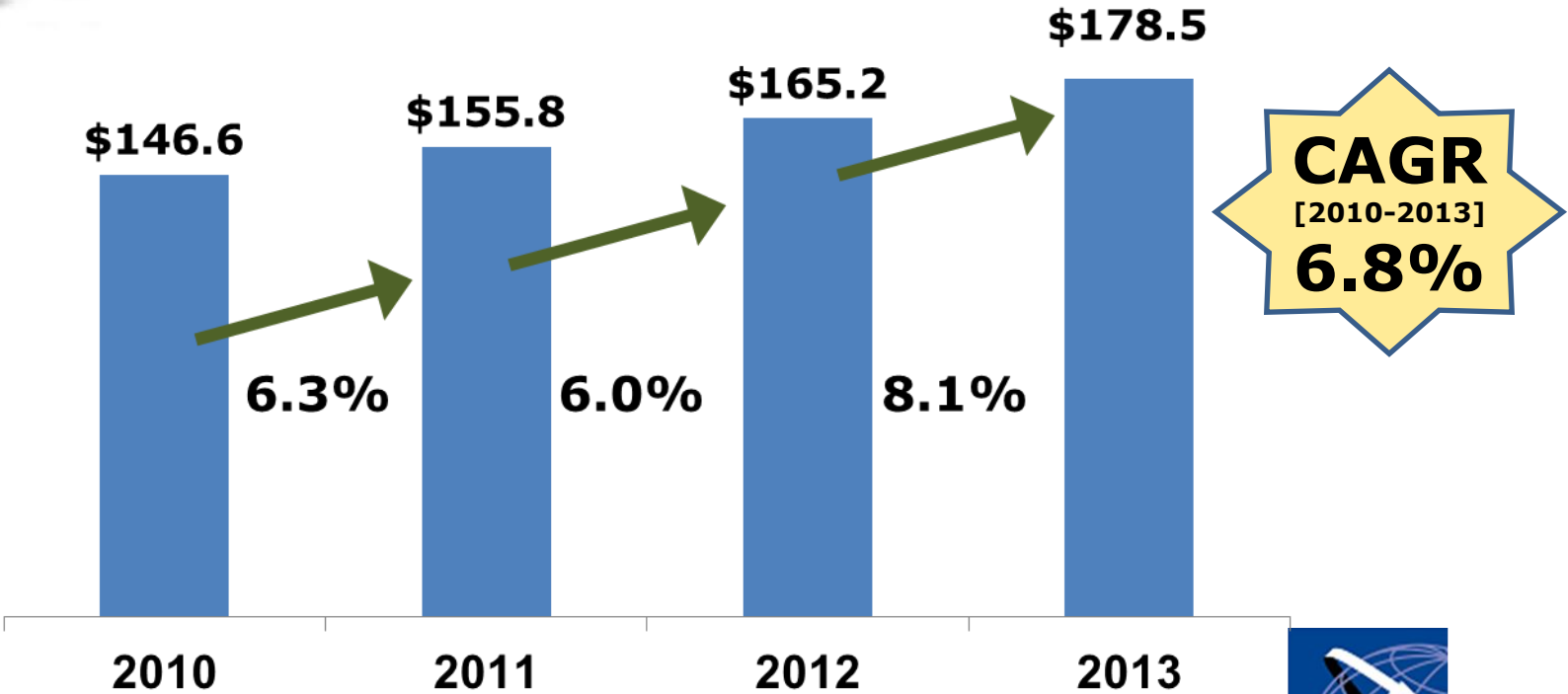
Direct Selling
The original **social network**



3 Year Compound Annual Growth Rate is 6.8%

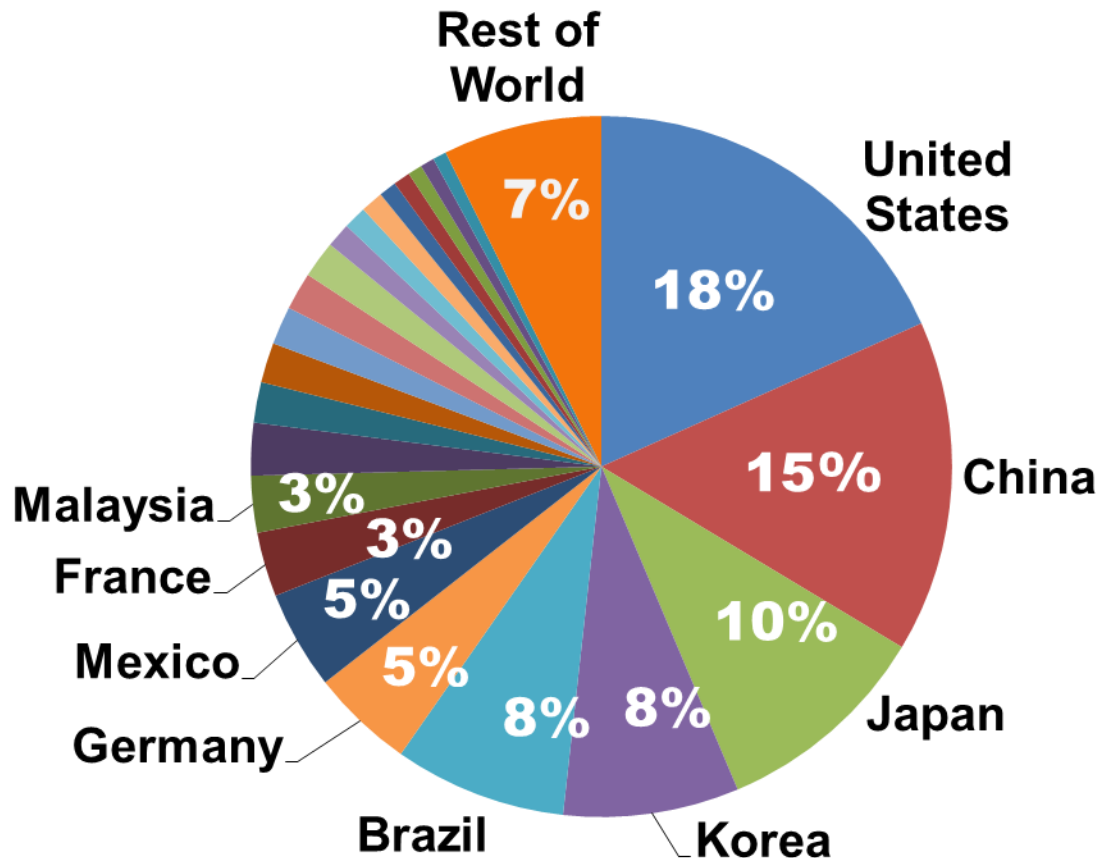


Global Retail Sales [Constant 2013 US\$ Billions]



As predicted last year, China is now the #2 market

The "Billion Dollar Club" – Share by Country



CAGR of TOP 5 Spots

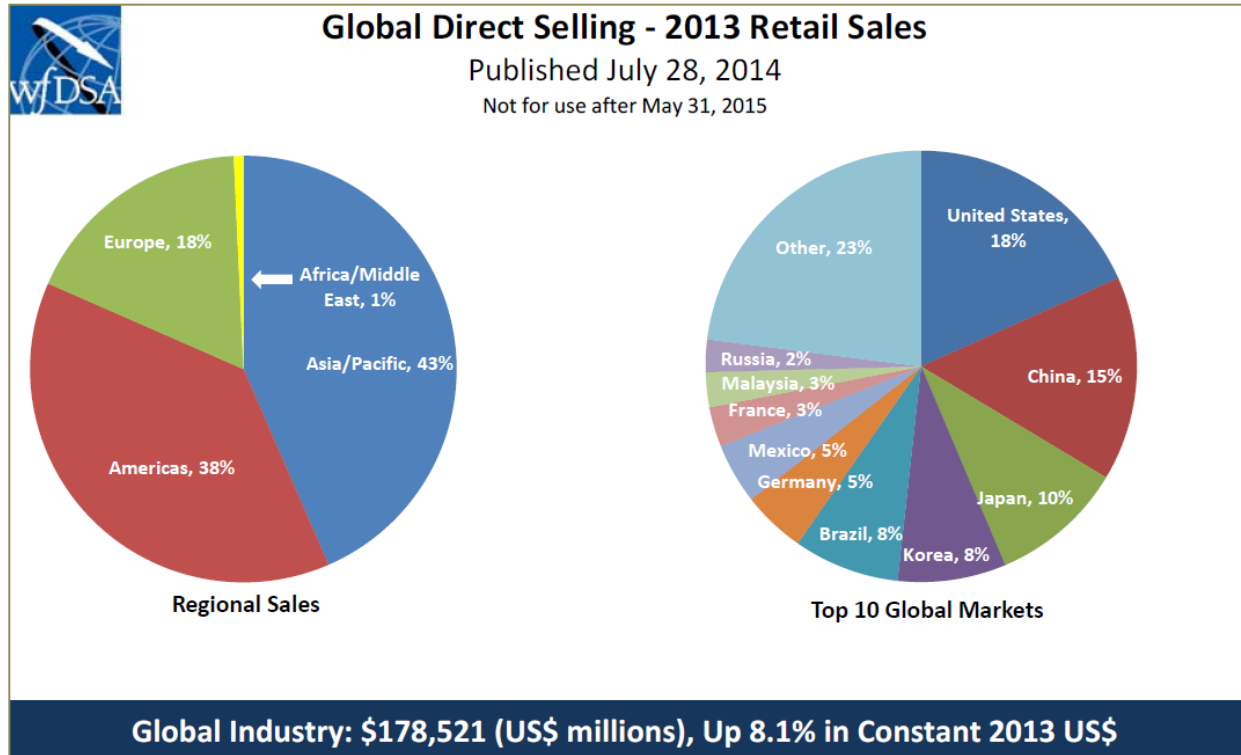
#1	US	4.6%
#2	China	23.3%
#3	Japan	-4.4%
#4	Korea	8.0%
#5	Brazil	8.6%



Direct Selling
The original **social network**



The new 2013 report has been published @ wfdsa.org



Global Industry: \$178,521 (US\$ millions), Up 8.1% in Constant 2013 US\$

Region/Country	2013 Retail Sales (1)		% Sales Change (YOY) in Constant 2013 US\$ (2)	3-Year CAGR (2010-13)	Independent Contractors (3)
	Local Currency (millions)	US\$ (millions)			
South & Central America	na	33,360	9.1% ▲	9.6%	14,197,603
Argentina	10,390	1,903	38.0% ▲	28.1%	700,000
Bolivia (4)(6)	2,351	340	18.0% ▲	29.4%	306,512
Brazil	30,589	14,188	7.2% ▲	8.6%	4,504,001
Chile (6)	259,783	525	8.0% ▲	7.7%	347,856
Colombia	6,140,397	3,286	6.7% ▲	11.6%	2,342,422
Ecuador	870	870	8.5% ▲	10.2%	944,000
Mexico	103,752	8,123	8.5% ▲	6.5%	2,135,694
Peru (4)	5,033	1,863	5.7% ▲	8.3%	449,302
Uruguay (6)	1,859	91	19.0% ▲	12.5%	77,903
Venezuela (2)	16,000	1,391	15.0% ▲	15.7%	1,417,950
Central America/Caribbean (6)	na	755	2.0% ▲	8.1%	946,893
Other South & Central America (6)	na	25	9.0% ▲	14.4%	25,070

